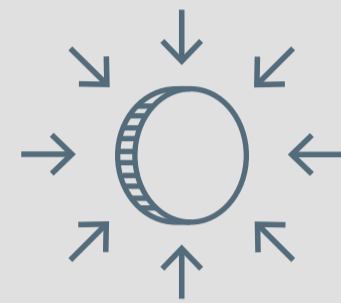


**TOTAL REVENUE****25.4 BN€****-10.7%** vs 12M 2019

-4.6% at constant exchange rates

20.5 BN€**-11.1%** vs 12M 2019

-4.1% at constant exchange rates

**TOTAL PREMIUMS****92.9%**

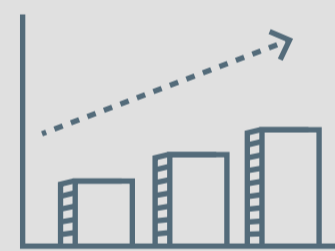
in insurance companies

-3.6 p.p. vs 12M 2019**94.8%**

MAPFRE S.A.

-2.9 p.p. vs 12M 2019**COMBINED RATIO****527 MN€****-13.6%** vs 12M 2019**791 MN€**

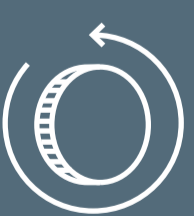
in insurance companies

-2.0% vs 12M 2019**NET RESULT****180.2%**

Ratio to September 2020

86% Tier 1

High quality funds

**SOLVENCY II****DIVIDEND**

On December 22, the interim dividend for 2020 results of 0.0505 euros gross per share was paid, after having proportionately applied the amount corresponding to treasury stock to the remaining shares.

The dividend to be proposed to the Annual General Meeting as the final dividend for 2020 is 0.075 euros gross per share. As such, the total dividend against 2020 results reaches 0.125 euros gross per share.

**MAPFRE****► For more information:**

This information is public and can be found in more detail at:
<https://www.mapfre.com/en/financial-information/>